


# Wabo®CorridorWrap Floor

*Interior Floor Expansion Control System*

Features	Benefits
• Simple installation	System consists of few components
• Flush mounted	Some models do not require preformed blockouts.
• Smooth transition	Flat seal provides smooth transition over expansion joint opening.
• Versatile	Accommodates a variety of flooring materials

## DESCRIPTION:

Wabo®CorridorWrap Floor Series is a durable joint system with narrow sightlines that offers a choice of models with a variety of elastomeric seals and edge retainers. This variety provides a wide range of attachment solutions for floor applications and permits selection of a system appropriate for expected building movement and project conditions including compliance with ADA guidelines. Floor systems are available with standard flat surface elastomeric seals for a flush installation.

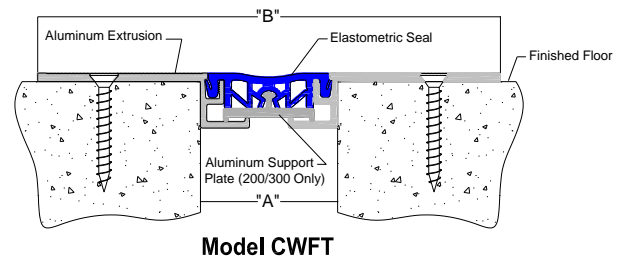
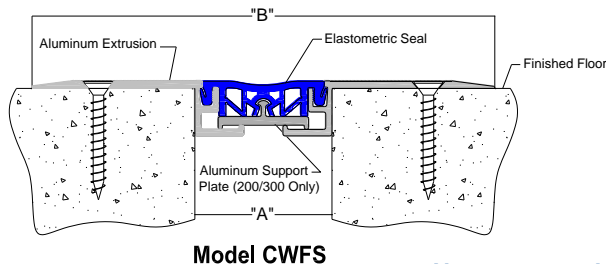
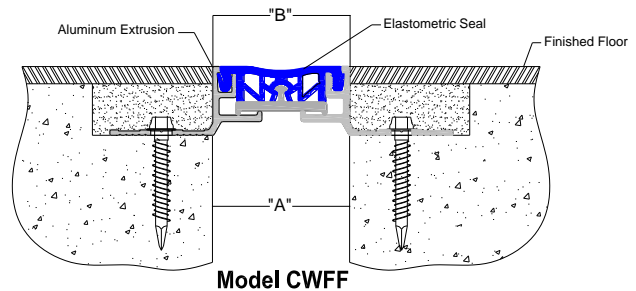
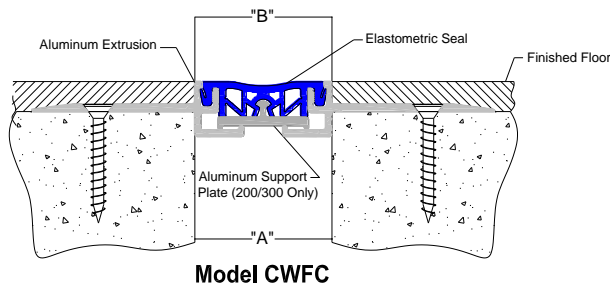


## RECOMMENDED FOR:

- All Interior floor expansion joint applications.
- For use in various construction projects including:
  - Health-Care
  - Transportation
  - Recreation
  - Retail
  - Commercial
  - Educational

## PACKAGING/COVERAGE:

- Aluminum profiles are shipped in 10 ft. lengths.
- All anchors are packaged in manufacturer's standard labeled carton.



Note: see product sales drawings for additional details

## Movement Table

Model Number	JT. Opening ("A")		System Width (at install) "B"		Total Movement	
	inches	mm	inches	mm	inches	mm
CWFC-100	1.00	25	1.00	25	0.50	13
CWFC-200	2.00	51	2.00	51	1.00	25
CWFC-300	3.00	76	3.00	76	1.50	38
CWFC-100C	1.00	25	1.00	25	0.50	13
CWFC-200C	2.00	51	2.00	51	1.00	25
CWFC-300C	3.00	76	3.00	76	1.50	38

Model Number	JT. Opening ("A")		System Width (at install) "B"		Total Movement	
	inches	mm	inches	mm	inches	mm
CWFF-100	1.00	25	1.00	25	0.50	13
CWFF-200	2.00	51	2.00	51	1.00	25
CWFF-300	3.00	76	3.00	76	1.50	38
CWFF-100C	1.00	25	1.00	25	0.50	13
CWFF-200C	2.00	51	2.00	51	1.00	25
CWFF-300C	3.00	76	3.00	76	1.50	38

Model Number	JT. Opening ("A")		System Width (at install) "B"		Total Movement	
	inches	mm	inches	mm	inches	mm
CWFS-100	1.00	25	5.75	146	0.50	13
CWFS-200	2.00	51	6.75	171	1.00	25
CWFS-300	3.00	76	7.75	197	1.50	38
CWFS-100C	1.00	25	3.38	86	0.50	13
CWFS-200C	2.00	51	4.38	111	1.00	25
CWFS-300C	3.00	76	5.38	137	1.50	38

Model Number	JT. Opening ("A")		System Width (at install) "B"		Total Movement	
	inches	mm	inches	mm	inches	mm
CWFT-100	1.00	25	5.75	146	0.50	13
CWFT-200	2.00	51	6.75	171	1.00	25
CWFT-300	3.00	76	7.75	197	1.50	38
CWFT-100C	1.00	25	3.38	86	0.50	13
CWFT-200C	2.00	51	4.38	111	1.00	25
CWFT-300C	3.00	76	5.38	137	1.50	38

## PHYSICAL PROPERTIES:

**Aluminum Extrusions and Shapes:** Materials shall conform to properties of ASTM B221, 6063-T6 or ASTM B209, 5005-H34 aluminum alloy.

**Elastomeric Seals:** Materials shall be a flexible extruded polyvinyl chloride or manufacturer's alternate material exhibiting a shore A hardness of 75 with UV stabilizer.

**Moisture Barrier (optional):** fabric reinforced clear vinyl sheet material 0.026" (min) thickness sized to accommodate opening.

**APPLICATION:****INSTALLATION SUMMARY:**

- Protect all expansion joint components from damage during installation and protect finished installation from damage from other trades during all work activities.
- Expansion joint systems shall be installed in accordance with manufacturer's typical details and installation procedures.
- Floor construction and materials shall be designed to allow for proper installation of system and its components. Construct all blockouts in accordance with manufacturer's recommendations.
- Construct joint openings consistent in width and straight along joint length. Inspect and verify all substrates to be solid and sound prior to work. Remove any loose materials and repair any voids, and/or spalls with appropriate repair material.
- Construct all adjacent floors to be horizontally flat along length and flush across both sides of the opening. Inspect and verify all substrates to be solid and sound prior to work.
- Install appropriate fire barrier system, if required by building code and rated construction. Contact WBA for recommendations on appropriate fire barrier system.
- Metal components shall be cut to length on job site where required. Components shall be miter cut in the field to conform to directional changes unless otherwise contracted with expansion joint manufacturer.
- All anchor holes shall be field drilled in accordance with manufacture's drawings.

**FOR BEST RESULTS:**

- Do not install if the joint's anticipated movement will exceed the system's movement range.
- Deliver product in each manufacturer's original, intact, labeled containers. Protect the work area with appropriate plastic sheeting.
- Store all components in a clean, dry and off the ground location to protect from weather and construction activities.
- Do not use for external locations, which require watertight expansion joint system. Contact WBA for recommendations.
- Periodically inspect the installed material and repair localized areas as needed. Inspect for loose components and/or hardware, repair as necessary. Consult a Watson Bowman Acme representative for additional information.
- Make certain the most current version of the product data sheet is being used. Please consult the website ([www.wbacorp.com](http://www.wbacorp.com)) or contact a customer service representative.
- Proper application is the responsibility of the user. Field visits by Watson Bowman Acme personnel are for the purpose of making technical recommendations only and not for supervising or providing quality control on the jobsite.

**RELATED DOCUMENTS:**

- Material Safety Data Sheets
- Wabo@CorridorWrap Floor Specification
- Wabo@CorridorWrap Floor Sales Drawings
- Wabo@CorridorWrap Floor Installation Procedure

**LIMITED WARRANTY:**

Watson Bowman Acme Corp. warrants that this product conforms to its current applicable specifications. WATSON BOWMAN ACME CORP. MAKES NO OTHER WARRANTY, EXPRESS OR IMPLIED, INCLUDING ANY WARRANTY OF MERCHANTABILITY OR WARRANTY OF FITNESS FOR A PARTICULAR PURPOSE. The sole and exclusive remedy of Purchaser for any claim concerning this product, including, but not limited to, claims alleging breach of warranty, negligence, strict liability or otherwise, is the replacement of product or refund of the purchase price, at the sole option of Watson Bowman Acme Corp. Any claims concerning this product shall be submitted in writing within one year of the delivery date of this product to Purchaser and any claims not presented within that period are waived by Purchaser. IN NO EVENT SHALL WATSON BOWMAN ACME CORP. BE LIABLE FOR ANY SPECIAL, INCIDENTAL, CONSEQUENTIAL (INCLUDES LOSS OF PROFITS) OR PUNITIVE DAMAGES. Other warranties may be available when the product is installed by a factory trained installer. Contact your local Watson Bowman Acme representative for details. The data expressed herein is true and accurate to the best of our knowledge at the time published; it is, however, subject to change without notice.

**WaboCorridorWrapFloor\_1216**